

Northumbria Research Link

Citation: Shelyag, Sergiy, Fedun, Viktor, Keenan, Francis, Erdélyi, Robert and Mathioudakis, Mihalis (2011) Photospheric magnetic vortex structures. *Annales Geophysicae*, 29 (5). pp. 883-887. ISSN 1432-0576

Published by: Copernicus

URL: <http://dx.doi.org/10.5194/angeo-29-883-2011> <<http://dx.doi.org/10.5194/angeo-29-883-2011>>

This version was downloaded from Northumbria Research Link:
<http://nrl.northumbria.ac.uk/26904/>

Northumbria University has developed Northumbria Research Link (NRL) to enable users to access the University's research output. Copyright © and moral rights for items on NRL are retained by the individual author(s) and/or other copyright owners. Single copies of full items can be reproduced, displayed or performed, and given to third parties in any format or medium for personal research or study, educational, or not-for-profit purposes without prior permission or charge, provided the authors, title and full bibliographic details are given, as well as a hyperlink and/or URL to the original metadata page. The content must not be changed in any way. Full items must not be sold commercially in any format or medium without formal permission of the copyright holder. The full policy is available online: <http://nrl.northumbria.ac.uk/policies.html>

This document may differ from the final, published version of the research and has been made available online in accordance with publisher policies. To read and/or cite from the published version of the research, please visit the publisher's website (a subscription may be required.)

www.northumbria.ac.uk/nrl



Photospheric magnetic vortex structures

S. Shelyag¹, V. Fedun², F. P. Keenan¹, R. Erdélyi², and M. Mathioudakis¹

¹Astrophysics Research Centre, School of Mathematics and Physics, Queen's University, Belfast, BT7 1NN, Northern Ireland, UK

²Solar Physics and Space Plasma Research Centre (SP²RC), School of Mathematics and Statistics, University of Sheffield, Hicks Building, Hounsfield Rd., Sheffield, S3 7RH, UK

Received: 31 January 2011 – Revised: 16 May 2011 – Accepted: 19 May 2011 – Published: 23 May 2011

Abstract. Using direct numerical magneto-hydrodynamic (MHD) simulations, we demonstrate the evidence of two physically different types of vortex motions in the solar photosphere. Baroclinic motions of plasma in non-magnetic granules are the primary source of vorticity in granular regions of the solar photosphere, however, there is a significantly more efficient mechanism of vorticity production in strongly magnetised intergranular lanes. These swirly motions of plasma in intergranular magnetic field concentrations could be responsible for the generation of different types of MHD wave modes, for example, kink, sausage and torsional Alfvén waves. These waves could transport a relevant amount of energy from the lower solar atmosphere and contribute to coronal plasma heating.

Keywords. Solar physics, astrophysics, and astronomy (Magnetic fields; Photosphere and chromosphere; Numerical simulation studies)

1 Introduction

Recent high-resolution observations (Bonet et al., 2008; Wedemeyer-Böhm and Rouppe van der Voort, 2009) clearly demonstrate the presence of vortex motions in the solar photosphere. These motions are found at photospheric bright points, thus suggesting the magnetic nature of the photospheric vortices. On the other hand, as it has recently been demonstrated by forward modelling (Shelyag et al., 2008; Fedun et al., 2009, 2011), the motions, which occur at the footpoints of photospheric magnetic flux tubes, effectively leak into the higher layers of the solar atmosphere thus eventually reaching the corona and transporting energy into it (Fedun et al., 2004; Erdélyi and Fedun, 2007; Taroyan, 2008;

Taroyan and Erdélyi, 2009; Antolin and Shibata, 2010). Thus, it is suggested that vortex motions in the photosphere may act as one of the potential mechanisms of energy supply to the upper solar atmosphere.

The origin of vorticity in the non-magnetic solar photosphere has been studied in detail (Stein and Nordlund, 1998). However, the computational limitations and model simplifications did not allow detailed investigation of vorticity generation in low plasma β regions (see e.g. Cameron et al., 2008, and references therein). In their simulations, Vögler et al. (2005) have demonstrated a connection between the magnetic field and photospheric vortex structures. Recently, Shelyag et al. (2011) have shown vorticity production in magnetic field concentrations and identified it as a mechanism that is physically different from the standard hydrodynamical mechanism of the vorticity generation.

In this paper, we analyse the three-dimensional structure of photospheric magnetic vortices. We demonstrate that the magnetic vortex configuration consists of a few concentric cylinder-like structures, embedded into the intergranular lane and rotating in the opposite directions. We also show that this structure is bounded by the surface at which the local Alfvén speed is equal to the local sound speed.

2 Simulations

We use the MuRAM code (see e.g. Vögler et al., 2005) to perform the forward simulations of the magnetised solar photosphere. The code solves the full system of radiative MHD equations using a fourth-order central difference scheme for calculating the spatial derivatives and fourth-order Runge-Kutta scheme to advance the numerical solution in time. The solution is stabilised against numerical instabilities and build-up of energy on the higher spatial scales using hyper-diffusive terms. The side boundaries of the numerical domain are periodic while the bottom boundary is open for



Correspondence to: S. Shelyag
(s.shelyag@qub.ac.uk)

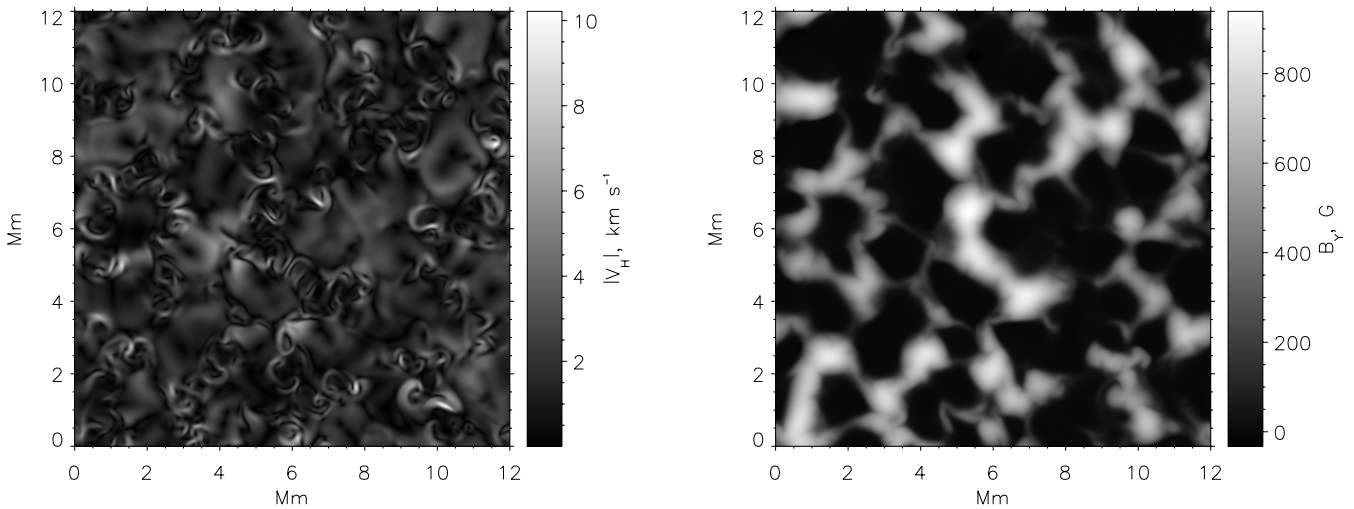


Fig. 1. Modulus of the horizontal components of velocity (left panel) and the vertical component of magnetic field, taken at the height of approximately 500 km above the visible solar surface level.

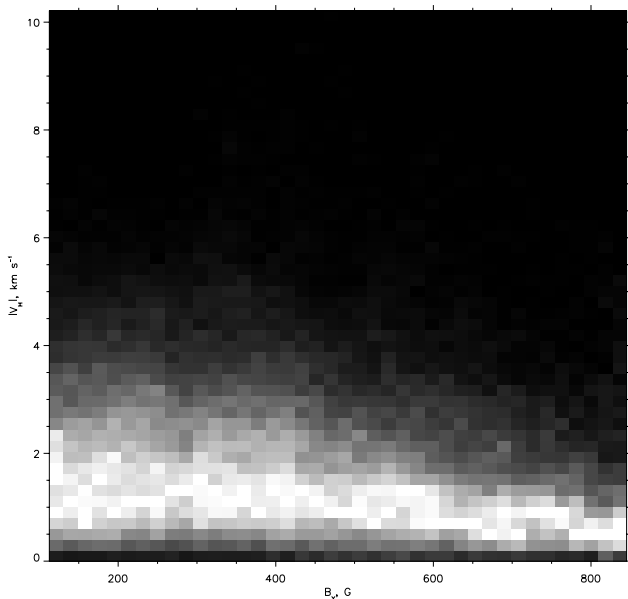


Fig. 2. Scatter plot of modulus of the horizontal velocity versus the strength of the vertical magnetic field component.

plasma in- and outflows. The top boundary is closed with stress-free conditions for horizontal motions of plasma and magnetic field. Non-grey radiative transport is included in the code as a source term in the energy equation. A non-ideal equation of state, which takes into account first stage ionisation of the most abundant elements of solar chemical composition, is used to close the system of MHD equations.

In the simulation discussed here we use a numerical domain of size of $12 \times 12 \text{ Mm}^2$ in the horizontal directions and 1.4 Mm in the vertical (denoted as y) direction, which

is resolved by $480 \times 480 \times 100$ grid cells, respectively. The numerical box is positioned in such a way that the approximate visible solar surface is located at the height of 0.8 Mm above the bottom boundary. We start the computational modelling from a plane-parallel initial state based on the convectively-unstable model of the photosphere described by Spruit (1974). After a few convective turnover times the pattern of non-magnetic photospheric convection became sufficiently well developed and the simulation became statistically stable. At this stage, a uniform vertical magnetic field of 200 G is introduced into the domain, and the simulation is let to evolve for a few more convective turnovers. During this stage the magnetic field is forced out of the granules into the intergranular lanes, forming intergranular magnetic flux concentrations with the magnetic field strength of about 2 kG. At the last stage of the evolution a snapshot containing all model parameters is taken for further analysis.

3 Horizontal velocity in the upper photosphere

Typical horizontal cuts of the modulus of the horizontal components of velocity (left panel) and of the vertical component of magnetic field (right panel) are shown in Fig. 1. The cuts are taken in the upper photosphere at the height approximately 500 km above the visible solar surface level. Visual inspection of the left panel shows two different types of structures in the horizontal velocity. The first type is the horizontal flow above the granules, corresponding to the horizontal expansion of the granular upflows. An example of such type of flow can be found e.g. at the coordinates (10, 8) Mm in the left panel. Here the central darker part of the feature corresponds to the upflow and has a low horizontal velocity, while the plasma surrounding the central part of the granule shows an increase of the horizontal velocity to about 6 km s^{-1} . The

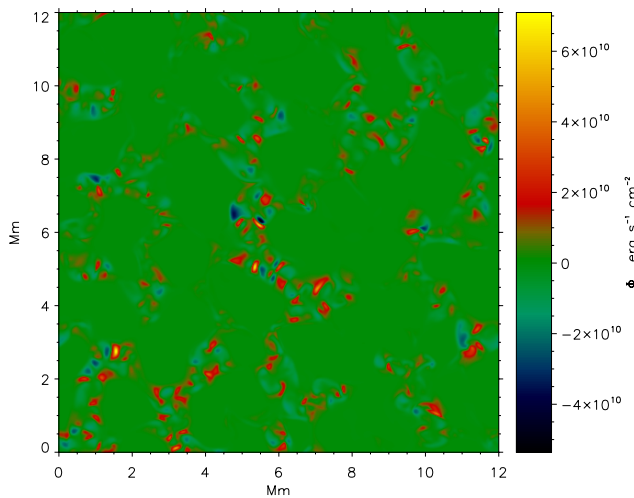


Fig. 3. Distribution of the vertical component of Poynting flux vector taken at the same height as Fig. 1.

structures of the second type are vortices, which are located just between the granules and have spiral or circular shapes with a small, about 1 Mm, size. Comparison between the left and right panels demonstrates that these features are co-located with the regions of strong magnetic field. As it was recently analysed by Shelyag et al. (2011), these vortices are generated by the action of the magnetic tension term in the MHD vorticity equation. The vortices show significantly higher horizontal velocities compared to the granular outflows. The enhancement could be up to a factor of 2. Also, a comparison of the left and right panels in Fig. 1 shows that the horizontal velocity amplitude in the vortices does not depend on the magnetic field strength. Figure 2, a scatter plot of the horizontal velocity amplitude versus the vertical magnetic field strength, confirms this observation, showing little or no evidence of such a dependence. However, there is some evidence of the dependence of the fine structure of the vortex on the magnetic field. For example, at the position (5.5, 7) Mm, where the magnetic field reaches the highest value of about a kG, the vortex ridges, corresponding to enhancements in the modulus of horizontal velocity, become noticeably thinner.

The magnetic photospheric vortices correspond to regions of strong vertical Poynting flux (Fig. 3). From this figure it can be seen that positive (directed outwards) flux has larger amplitude, and the regions of positive Poynting flux cover larger area than the regions of negative flux, leading to a net positive vertical Poynting flux.

4 Magnetic photospheric vortex structure

A more detailed close-up look of a single magnetic photospheric vortex is presented in Fig. 5. The values for the modulus of the horizontal velocity component (top-left panel),

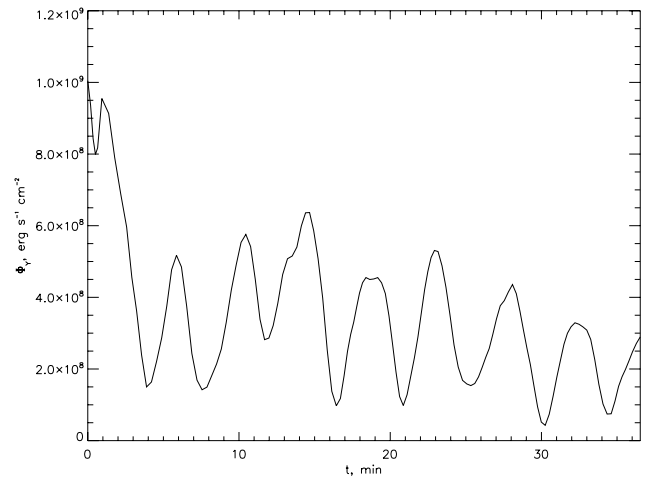


Fig. 4. Dependence of vertical component of the Poynting flux vector, measured in the upper photosphere, on the simulation time.

the vertical component of vorticity ($\omega_y = \partial v_x / \partial z - \partial v_z / \partial x$, top-right panel), the vertical component of the magnetic field (bottom-left panel), and the vertical component of Poynting flux vector (bottom-right panel) are all taken at a height of about 0.5 Mm above the visible solar surface. The horizontal velocity field arrows are overplotted. A magnetic vortex is clearly visible. There are two distinct horizontal flow directions, making up together an S-shaped flow around the vortex magnetic centre at coordinates (0.35, 0.4) Mm (note that the maximum field strength in the magnetic flux concentration is shifted to the bottom-left corner of the image in the right panel). In agreement with the flow direction, the vertical component of vorticity has both positive and negative signs within the vortex. Thus, the photospheric magnetic vortices are different in nature and cannot be compared with the hydrodynamic “sink” vortices where the vorticity has single sign.

The map of the vertical component of the Poynting flux also shows both positive and negative values. Despite that the maximum value of the negative flux is slightly higher than the maximum positive one, the area covered by positive flux is visibly larger than the area covered by negative flux.

In Fig. 4 the net vertical Poynting flux dependence on the simulation time is shown. The oscillatory behaviour of the vertical flux is caused by the presence of the model eigenmodes in the simulations. The flux averaged over time is about $3 \times 10^8 \text{ erg s}^{-1} \text{ cm}^{-2}$, which is sufficiently high to supply the energy flux for the upper layers of the solar atmosphere.

The observed dependence of the net vertical Poynting flux is in agreement with that of Abbett and Fisher (2011), who found that it is directed downwards in the lower photosphere, and upwards in the upper photosphere (see Fig. 6).

A typical vertical structure of the vortex is shown in Fig. 7. The background greyscale image is the horizontal velocity

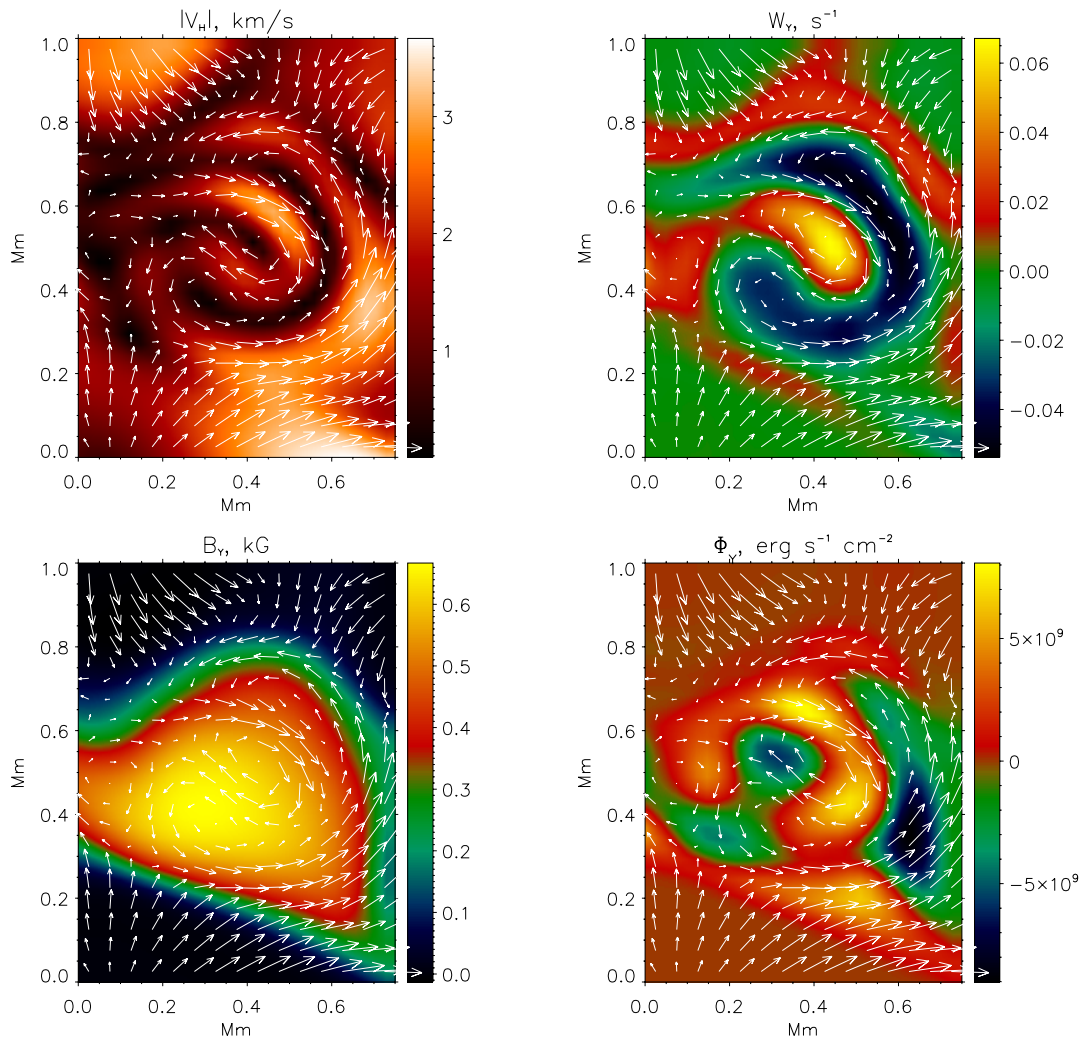


Fig. 5. A horizontal structure of the vortex. Modulus of horizontal components of velocity (top-left image), vertical component of vorticity (top-right image), strength of the vertical component of magnetic field (bottom-left image) and vertical component of Poynting flux vector (bottom-right image) are shown. The snapshots are taken in the upper photosphere at about 500 km above the continuum formation level. The horizontal velocity field arrows are overlotted.

component perpendicular to the picture plane (note that the velocity field has not been normalised by the large-scale background flow which is present in the analysed region of the simulation). The red dashed lines are the magnetic field lines, while the green contour corresponds to the surface where the local Alfvén speed is equal to the sound speed, $v_A = c_s$. An alternating pattern of vertical cylinder-like structures, rotating in the opposite horizontal directions and nearly parallel to the magnetic field lines, is visible in the region bounded by the equipartition contour.

5 Conclusions

In this paper we present a brief study of the magnetic photospheric vortices. The internal structure of the vortex has

been demonstrated as an involved, multi-layered system of concentric cylinders, rotating in the opposite directions in the intergranular photospheric magnetic flux concentrations, where the Alfvén speed is greater than the sound speed. These structures also correspond to the regions with increased vertical Poynting flux, that is directed outwards and is sufficient to provide the energy supply for the upper layers of the solar atmosphere. Importantly, such structures can generate torsional Alfvén waves, as detected recently by Jess et al. (2009), and transport energy to the higher layers of the solar atmosphere (see e.g. Verth et al., 2010). The generated waves could be exploited by means of solar magneto-seismology and provide more insight into the magnetically complex lower solar atmosphere (see e.g. Erdélyi, 2006; Erdélyi et al., 2007).

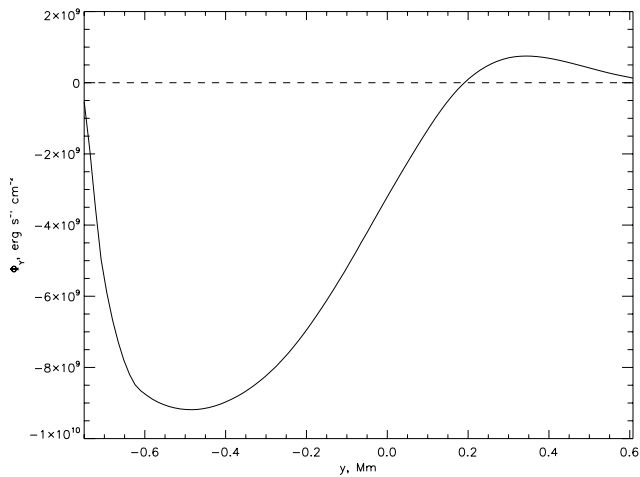


Fig. 6. Dependence of the mean vertical component of the Poynting flux vector on the height in the photosphere.

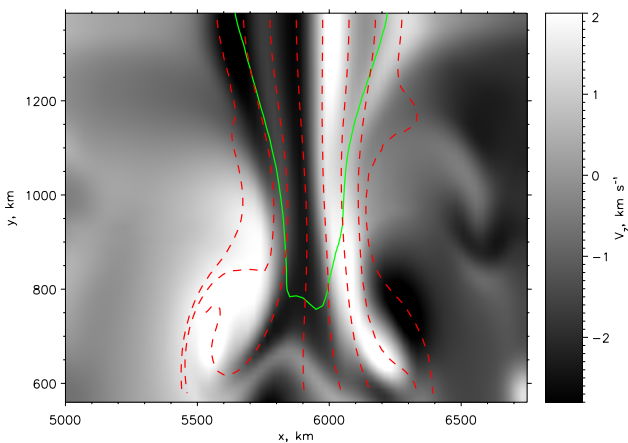


Fig. 7. A vertical cut through the vortex. The background image is the horizontal velocity component, perpendicular to the plane of the image. The solid green contour corresponds to the $v_A = c_s$ layer. The dashed lines are the magnetic field lines.

Acknowledgements. This work has been supported by the UK Science and Technology Facilities Council (STFC). The authors also thank The Royal Society (UK) for the financial support received. F.P.K. is grateful to AWE Aldermaston for the award of a William Penney Fellowship. RE acknowledges M. Kéray for patient encouragement and is grateful to NSF, Hungary (OTKA, Ref. No. K83133). We also thank the referees for their constructive comments and suggestions.

Guest Editor M. Balikhin thanks two anonymous referees for their help in evaluating this paper.

References

Abbett, W. P. and Fisher, G. H.: Radiative Cooling in MHD Models of the Quiet Sun Convection Zone and Corona, arXiv:1102.1035, 2011.

- Antolin, P. and Shibata, K.: The Role Of Torsional Alfvén Waves in Coronal Heating, *ApJ*, 712, 494–510, 2010.
- Bonet, J. A., Márquez, I., Sánchez Almeida, J., Cabello, I., and Domingo, V.: Convectively Driven Vortex Flows in the Sun, *ApJL*, 687, L131–L134, 2008.
- Cameron, R., Gizon, L., and Duvall Jr., T. L.: Helioseismology of Sunspots: Confronting Observations with Three-Dimensional MHD Simulations of Wave Propagation, *Solar Phys.*, 251, 291–308, 2008.
- Erdélyi, R.: Magnetic coupling of waves and oscillations in the lower solar atmosphere: can the tail wag the dog?, *Royal Society of London Philosophical Transactions Series A*, 364, 351, 2006.
- Erdélyi, R. and Fedun, V.: Are There Alfvén Waves in the Solar Atmosphere?, *Science*, 318, 1572–1574, 2007.
- Erdélyi, R., Pintér, B., and Malins, C.: Leakage of photospheric motions into the magnetic solar atmosphere: new prospects of magneto-seismology, *Astronomische Nachrichten*, 328, 305–308, 2007.
- Fedun, V. N., Yukhimuk, A. K., and Voitsekhovskaya, A. D.: The transformation of MHD Alfvén waves in space plasma, *J. Plasma Phys.*, 70, 699–707, 2004.
- Fedun, V., Erdélyi, R., and Shelyag, S.: Oscillatory Response of the 3D Solar Atmosphere to the Leakage of Photospheric Motion, *Solar Phys.*, 258, 219–241, 2009.
- Fedun, V., Shelyag, S., and Erdélyi, R.: Numerical Modeling of Footpoint-driven Magneto-acoustic Wave Propagation in a Localized Solar Flux Tube, *ApJ*, 727, 17–31, 2011.
- Jess, D. B., Mathioudakis, M., Erdélyi, R., Crockett, P. J., Keenan, F. P., and Christian, D. J.: Alfvén Waves in the Lower Solar Atmosphere, *Science*, 323, 1582–1585, 2009.
- Shelyag, S., Fedun, V., and Erdélyi, R.: Magnetohydrodynamic code for gravitationally-stratified media, *A&A*, 486, 655–662, 2008.
- Shelyag, S., Keys, P., Mathioudakis, M., and Keenan, F. P.: Vorticity in the solar photosphere, *A&A*, 526(A5), 1–7, 2011.
- Spruit, H. C.: A model of the solar convection zone, *Solar Phys.*, 34, 277–290, 1974.
- Stein, R. F. and Nordlund, A.: Simulations of Solar Granulation. I. General Properties, *ApJ*, 499, 914–933, 1998.
- Taroyan, Y.: Integrated approach to the coronal heating problem, *IAU Symposium*, 247, 184–194, 2008.
- Taroyan, Y. and Erdélyi, R.: Heating Diagnostics with MHD Waves, *Space Sci. Rev.*, 149, 229–254, 2009.
- Verth, G., Erdélyi, R., and Goossens, M.: Magnetoseismology: Eigenmodes of Torsional Alfvén Waves in Stratified Solar Waveguides, *ApJ*, 714, 1637–1648, 2010.
- Vögler, A., Shelyag, S., Schüssler, M., Cattaneo, F., Emonet, T., and Linde, T.: Simulations of magneto-convection in the solar photosphere. Equations, methods, and results of the MURaM code, *A&A*, 429, 335–351, 2005.
- Wedemeyer-Böhm, S. and Rouppe van der Voort, L.: Small-scale swirl events in the quiet Sun chromosphere, *A&A*, 507, L9–L12, 2009.