

# Northumbria Research Link

Citation: Hossain, Alamgir, Madkour, Ammr, Dahal, Keshav and Yu, Hongniang (2008) Comparative performance of intelligent algorithms for system identification and control. Journal of Intelligent Systems, 17 (4). pp. 313-330. ISSN 0334-1860

Published by: Walter de Gruyter

URL: <http://dx.doi.org/10.1515/JISYS.2008.17.4.313>  
<<http://dx.doi.org/10.1515/JISYS.2008.17.4.313>>

This version was downloaded from Northumbria Research Link:  
<http://nrl.northumbria.ac.uk/9916/>

Northumbria University has developed Northumbria Research Link (NRL) to enable users to access the University's research output. Copyright © and moral rights for items on NRL are retained by the individual author(s) and/or other copyright owners. Single copies of full items can be reproduced, displayed or performed, and given to third parties in any format or medium for personal research or study, educational, or not-for-profit purposes without prior permission or charge, provided the authors, title and full bibliographic details are given, as well as a hyperlink and/or URL to the original metadata page. The content must not be changed in any way. Full items must not be sold commercially in any format or medium without formal permission of the copyright holder. The full policy is available online: <http://nrl.northumbria.ac.uk/policies.html>

This document may differ from the final, published version of the research and has been made available online in accordance with publisher policies. To read and/or cite from the published version of the research, please visit the publisher's website (a subscription may be required.)

[www.northumbria.ac.uk/nrl](http://www.northumbria.ac.uk/nrl)



# Comparative Performance of Intelligent Algorithms for System Identification and Control

**M. A. Hossain, A. A. M. Madkour, K. P. Dahal, and H. Yu\***

Modelling Optimization Scheduling And Intelligent Control (MOSAIC) Research Centre

Department of Computing, University of Bradford, Bradford, BD7 1DP, UK

Faculty of Computing, Engineering and Technology, Staffordshire University, Staffordshire, UK

{m.a.hossain1, A.A.M.Madkour, k.p.dahal}@bradford.ac.uk; h.yu@staffs.ac.uk

## **Abstract**

*This paper presents an investigation into the comparative performance of intelligent system identification and control algorithms within the framework of an active vibration control (AVC) system. Evolutionary Genetic algorithms (GAs) and Adaptive Neuro-Fuzzy Inference system (ANFIS) algorithms are used to develop mechanisms of an AVC system, where the controller is designed on the basis of optimal vibration suppression using the plant model. A simulation platform of a flexible beam system in transverse vibration using finite difference (FD) method is considered to demonstrate the capabilities of the AVC system using GAs and ANFIS. MATLAB GA tool box for GAs and Fuzzy Logic tool box for ANFIS function are used to design the AVC system. The system is then implemented, tested and its performance assessed for GAs and ANFIS based algorithms. Finally a comparative performance of the algorithms in implementing system identification and corresponding AVC system using GAs and ANFIS is presented and discussed through a set of experiments.*

**Keywords:** Active vibration control, intelligent algorithm, system identification, Genetic algorithms, ANFIS.

# 1 Introduction

This research presents an investigation into the comparative performance of intelligent algorithms for system identification and control. An active vibration control framework for a flexible beam is designed using GAs and ANFIS. A finite difference (FD) simulation model of a flexible beam system is used to estimate the parameters of the AVC system using GAs and ANFIS. The AVC system is then employed to the simulation platform of the flexible system to demonstrate the merits of the algorithms. It is worth mentioning that this is an extension of the research investigation which has been reported earlier in [Hossain et al, 2004 and Madkour et al, 2004].

It is reported earlier [Tokhi and Hossain, 1997] that the conventional on-line system identification schemes are in essence local search techniques. These techniques often fail in the search for the global optimum if the search space is not differentiable or linear in the parameters. On the other hand, these techniques do not iterate more than once on each datum received. In contrast, as mentioned earlier, real-time estimation scheme requires an updated parameter within the time span between successive samples [Xia and Moore, 1989], [Chen and Zhang, 1990]. An alternative strategies using artificial intelligence algorithm could provide better solution. To achieve this goal two most commonly used algorithms are used to demonstrate their capabilities for system identification and control.

Traditional methods of vibration suppression include passive control, which consist of mounting passive material on the structure. On the other hand, AVC consists of artificially generating cancelling source(s) to destructively interfere with the unwanted source and thus result in a reduction in the level of the vibration (disturbances) at desired location(s). This is realised by detecting and processing the vibration by a suitable electronic controller so that, when superimposed on the disturbances, cancellation occurs. Due to the broadband nature of the

disturbances, it is required that the control mechanism in an AVC system realises suitable frequency-dependent characteristics so that cancellation over a broad range of frequencies is achieved. In practice, the spectral contents of the disturbances as well as the characteristics of system components are, in general, subject to variation, giving rise to time-varying phenomena. This implies that the control mechanism is further required to be intelligent enough to track these variations so that the desired level of performance is achieved and maintained [Tokhi and Leitch, 1991].

Noticeable amounts of theoretical and practical work have been reported in the area of active control. Some of these [Elliot and Nelson, 1986], [Elliott et al, 1987], [Chaplin and Smith, 1981], [Tokhi and Leitch, 1991], [Tokhi and Hossain, 1994], [Tokhi and Hossain 2002] have significant contribution. Among these the scheme reported by Nelson, Elliott and co-workers is based on minimisation (in the least square sense) of sound level at discrete locations in the medium. The control scheme reported by Tokhi and Leitch is based on optimum cancellation of disturbances.

This investigation considers a flexible beam system in transverse vibration. Such a system has an infinite number of modes, although in most cases the lower modes are the dominant ones requiring attention. The unwanted vibrations in the structure are assumed to be the result of a single point disturbance of broadband nature. First-order central finite difference (FD) methods are used to study the behaviour of the beam and develop a suitable test and verification platform. An AVC system is designed utilising a single input single output control structure to yield optimum cancellation of broadband vibration at a set of observation points along the beam. The controller design relations are formulated such as to allow on-line design and implementation and thus, yield an adaptive control algorithm [Tokhi, et al, 2002], [Tokhi and Hossain, 1994].

The evolutionary GAs and the ANFIS algorithm of the MATLAB tool boxes are used to estimate the controller characteristics, where the controller is designed based on the plant model. This is realised by minimising the prediction error of the actual plant output and the model output. The flexible beam system mentioned above is considered as the plant model. An AVC system is designed for optimum cancellation of broadband vibration along the beam. The AVC algorithm is designed, implemented and tested using GAs and ANFIS algorithm. Finally, the performances of the both algorithms in implementing identification and control algorithms are assessed in the suppression of vibration along the beam. These are presented and discussed through a set of experiments.

## 2 Algorithms

The intelligent active vibration control algorithm consists of flexible beam simulation algorithm, control algorithm and system identification using GAs and ANFIS. These are briefly described below.

### 2.1 Simulation and Control Algorithms

Consider a cantilever beam system with a force  $F(x, t)$  applied at a distance  $x$  from its fixed (clamped) end at time  $t$ . This will result in a deflection  $y(x, t)$  of the beam from its stationary position at the point where the force has been applied. In this manner, the governing dynamic equation of the beam is given by

$$\mu^2 \frac{\partial^4 y(x, t)}{\partial x^4} + \frac{\partial^2 y(x, t)}{\partial t^2} = \frac{1}{m} F(x, t) \quad (1)$$

where,  $\mu$  is a beam constant and  $m$  is the mass of the beam. Discretising the beam into a finite number of sections (segments) of length  $\Delta x$  and considering the deflection of each section at time

steps  $\Delta t$  using the central finite difference (FD) method, a discrete approximation to Eq. (1) can be obtained as [Kourmoulis, 1990]

$$Y_{k+1} = -Y_{k-1} - \lambda^2 SY_k + \frac{(\Delta t)^2}{m} F(x, t) \quad (2)$$

where,  $\lambda^2 = \mu^2 (\Delta t)^2 / (\Delta x)^4$ ,  $S$  is a pentadiagonal matrix, entries of which depend on the physical properties and boundary conditions of the beam, and  $Y_i$  ( $i = k+1, k, k-1$ ) is a vector representing the deflection of end of sections 1 to  $n$  of the beam at time step  $i$ . Equation (2) is the required relation for the simulation algorithm.

A schematic diagram of an AVC structure is shown in Figure 1. A single-input single-output active vibration control system is considered for vibration suppression of the beam. The unwanted (primary) disturbance is detected by a detection sensor, processed by a controller to generate a cancelling (secondary, control) signal so as to achieve cancellation at an observation point along the beam. The objective in Figure 1 is to achieve total (optimum) vibration suppression at the observation point. This requires the primary and secondary signals at the observation point to be equal in amplitudes and to have a  $180^\circ$  phase difference. Synthesising the controller on the basis of this objective will yield the required controller transfer function as given in [Tokhi and Hossain, 1994].

$$C = [1 - Q_1/Q_0]^{-1} \quad (3)$$

where  $Q_0$  and  $Q_1$  represent the equivalent transfer functions of the system (with input at the detector and output at the observer) when the secondary source is *off* and *on* respectively. Equation (3) is the required controller design rule which can easily be implemented on-line. This will involve estimating  $Q_0$  and  $Q_1$ , using a suitable system-identification algorithm, designing the controller using Eq. (3) and implementing the controller to generate the control signal. In this investigation,

two intelligent algorithms are used for system identification algorithms to estimate the controller parameters of the AVC system. The methodologies of using these two algorithms are briefly described in the next section.

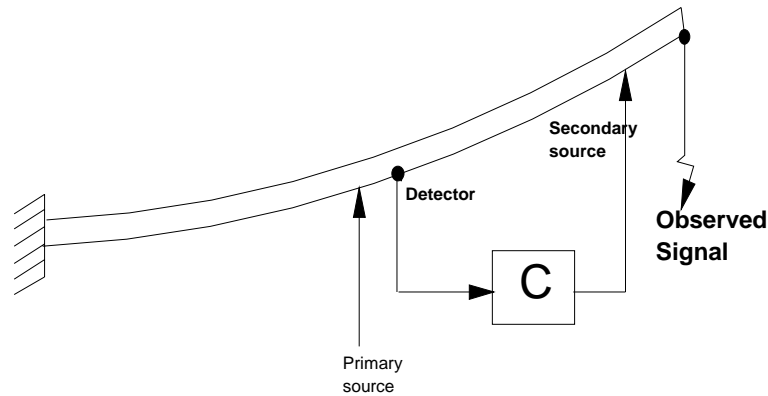


Figure 1. Active vibration control structure

### 3 Intelligent Identification Algorithms

As mentioned earlier, two intelligent algorithms, namely GAs and ANFIS are used to device the mechanism of intelligent system identification for the control system. These are briefly described below.

#### 3.1 Genetic Algorithms

GAs are the algorithms for simultaneously evaluates many points in the parameter space and converges towards the global solution. This algorithm differs from other search techniques by the use of concepts taken from natural genetics and evolution theory. The genetic algorithm is used based on the method of minimization of the prediction error [Tokhi and Hossain, 1997]. The method of evolutionary computation works as follows: create a population of individuals, evaluate their fitness, generate a new population by applying genetic operators, and repeat this process for a

number of times. GAs consider the same multi parameter system given by Eq. (3) then defined the following fitness function.

$$f(e) = \sum_{k=1}^r |y(k) - \hat{y}(k)| \quad (4)$$

where,  $y(k)$  is measured output,  $\hat{y}(k)$  is estimated model output, and  $r$  is the number of sets of measurement considered. Equation (4) may be written in vector form as:

$$f(e) = \sum_{k=1}^r |y(k) - \hat{\theta}_0 \hat{\psi}(k)| \quad (5)$$

### 3.2 Adaptive Neuro-Fuzz Inference System

The ANFIS algorithm provides a method for the fuzzy modelling procedure to learn information about a data set, in order to compute the membership function parameters that best allow the associated fuzzy inference system to track the given input-output data. This learning method works in a similar manner to that of neural networks. There is a MATLAB function in the Fuzzy Logic Toolbox that accomplishes this membership function parameter adjustment called ANFIS. This hybrid adaptive neuro-fuzzy function ANFIS is used for system identification which is the major training routine for Sugeno-type FIS (fuzzy inference systems). ANFIS has proven to be excellent function approximation tool [Jang,1993], [Jang and Gulley 1995].



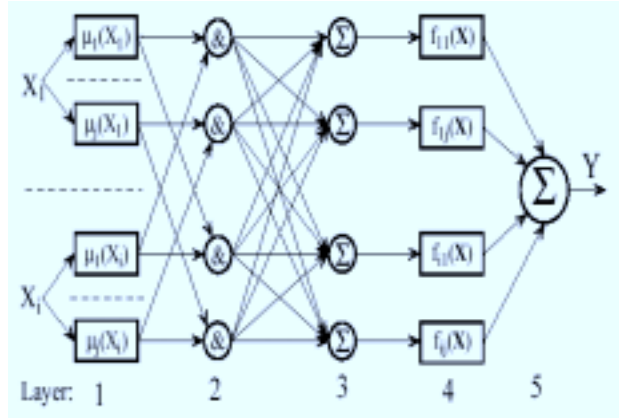


Figure 2. Basic ANFIS structure

Figure 2 shows the basic structure of the ANFIS algorithm for a first order Sugeno-style fuzzy system. It is worth noting that the Layer-1 consists of membership functions described by generalised bell function:

$$\mu(X) = (1 + ((X - c) / a)^{2b})^{-1} \quad (6)$$

where  $a$ ,  $b$  and  $c$  are adaptable parameters. Layer-2 implemented the fuzzy AND operator, while Layer-3 acts to scale the firing strengths. The output of the Layer-4 is comprised of a linear combination of the inputs multiplied by the normalised firing strength  $w$ .

$$Y = w(pX + r) \quad (7)$$

where  $p$  and  $r$  are adaptable parameters. Layer-5 is simple summation of the outputs of layer-4. The adjustment of modifiable parameters is a two step process. First, information is propagated forward in the network until Layer-4, where the parameters are identified by a least-squares estimator. Then the parameters in Layer-2 are modified using gradient descent. The only user specified information is the number of membership functions in the universe of discourse for each input and output as training information.

## 4 Implementation and results

As mentioned earlier, a flexible beam system in transverse vibration of length  $L = 0.635$  meter, mass  $m = 0.037$  kg, was considered as plant for investigation. The beam was discretised into 19 small segments. To allow dominant modes of vibration of the beam to be excited, a step disturbance force (0.1N) of finite duration was applied to a suitable node of the beam. The input and output samples of the plant was collected from two suitable nodes of the beam. Moreover, sample period was selected as  $\Delta t = 0.3$  ms which is sufficient to cover all the resonance modes of vibration of the beam.

A linear discrete second order model was estimated using the GAs and ANFIS, and their performance assessed. Figure 3 shows the time domain performance of the (a) GA, and (b) ANFIS algorithm, where the solid signal represents actual output and dotted one represents the estimated output of the model. It is observed that a significant error convergence leads almost overlapping of the two signals in each case. It is also noted that the ANFIS offers similar level of performance for error convergence as compared to the GAs. Corresponding auto-power spectral density is shown in Figure 4, which further demonstrated the similarity and level of error convergence. As shown in Figure 3, the solid signal in Figure 4 represents actual output and dotted one represents the estimated output of the model.

Table 1 shows the summary of the error convergence and the corresponding time to achieve that performance of the algorithms. The error has been calculated based on the differences between absolute value of the original and the estimated signal. On the other hand, the convergence time of the algorithms was measured for 6000 iterations. It is noted that ANFIS offers better performance for both the error convergences and the convergence time, although the overall performance variation are not very significant. However, the convergence time in implementing the ANFIS is almost 1.5 times as compared to the GAs for a fixed number of bit representation and population.

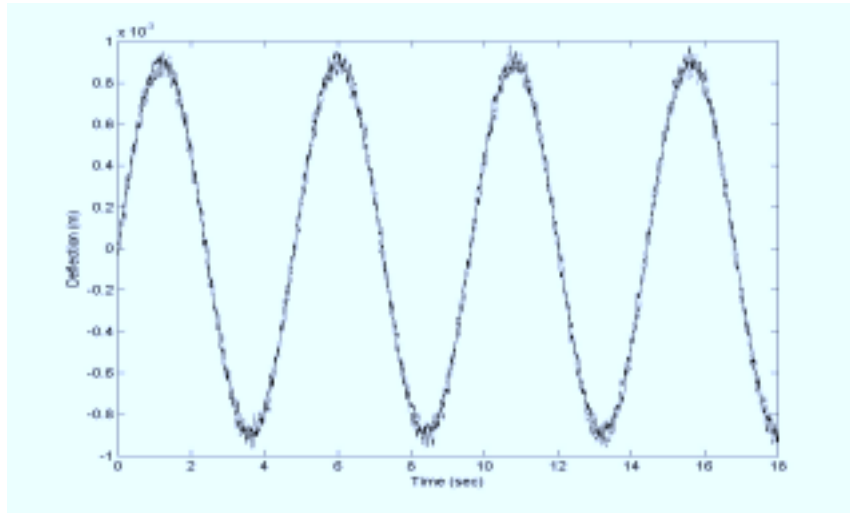


Figure 3.a. Performance of the GAS

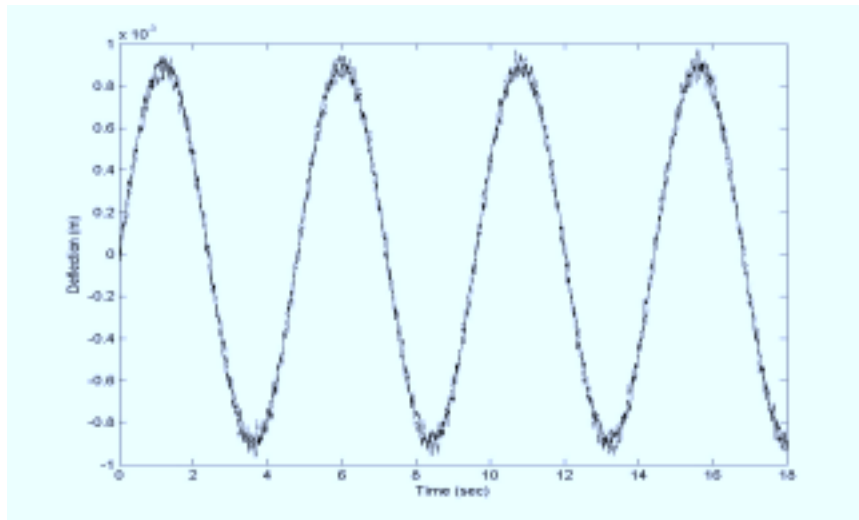


Figure 3.b. Performance of the ANFIS algorithm

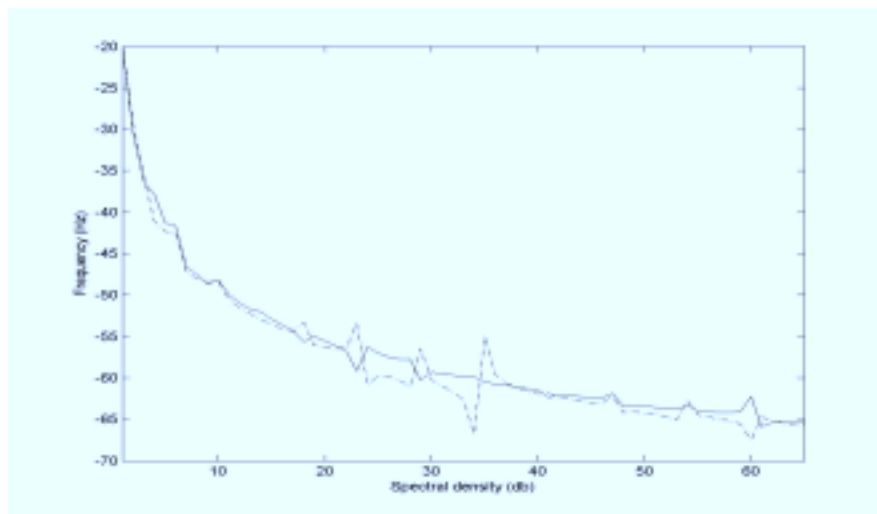


Figure 4.a. Performance of the GAs in auto-power spectral density

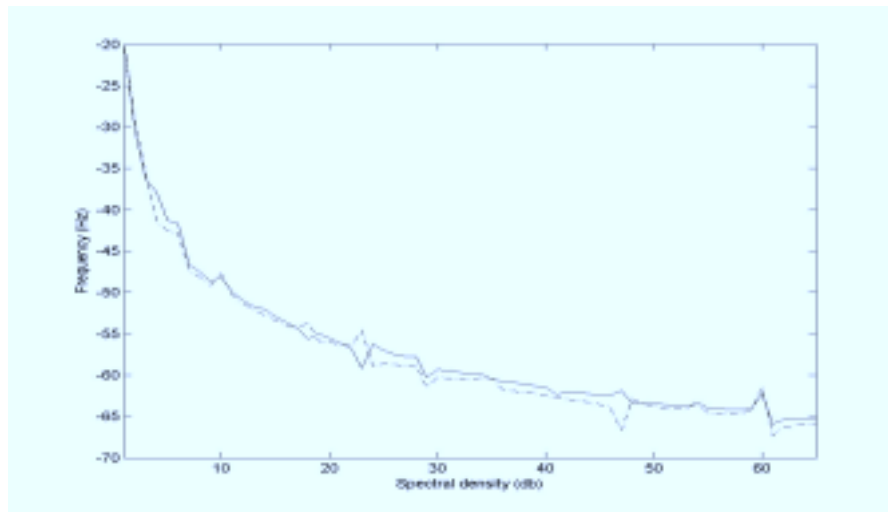


Figure 4.b. Performance of the ANFIS algorithm in auto-power spectral density

To demonstrate GAs performance further, Table 2 shows the summary of the computing performance in implementing GAs based model for similar level of error convergence and fixed number of iterations (6000). It is noted that for the same number of population (32), the execution time increases 6 times for 5 times increment of the bit representation, whereas it increases 14.5 times for 10 times increment of the bit representation. In also noted that the execution time taken for the system identification is higher for larger bit representation or larger population size.

Table 1: Error convergence and corresponding computing performance in implementing the two algorithms

<b>Algorithm</b>	<b>Error</b>	<b>Time (Sec)</b>
GA	0.2412	1.171
ANFIS	0.2383	1.521

Figure 5 shows the end point deflection of the beam before vibration suppression. Figures 6 and 7 are the corresponding deflections at the same point after cancellation using ANFIS and GAs, respectively. Figure 6 depicts the time domain performance in implementing the AVC system using ANFIS algorithm. In contrast Figure 7 depicts the time domain performance in implementing the AVC system using GAs. It is noted that ANFIS based control algorithm achieved significantly better performance as compared to the GAs. It is also noted that the peak to peak amplitude before cancellation was +7mm to -7mm. It reduced to +1.8mm to -1.8mm by ANFIS based AVC system and +4mm to -4mm by GAs based AVC system.

Table 2: Computing performance in implementing the GA with different size of the population and binary representation

<b>Population</b>	<b>Bit representation</b>	<b>Error Convergence</b>	<b>Time (Sec)</b>
8	10	0.2412	1.171
16	10	0.2375	3.121
32	10	0.2361	3.861
8	50	0.2373	6.033
16	50	0.2371	18.898
32	50	0.2365	23.600
8	100	0.2358	16.558
16	100	0.2353	25.051
32	100	0.2344	55.692

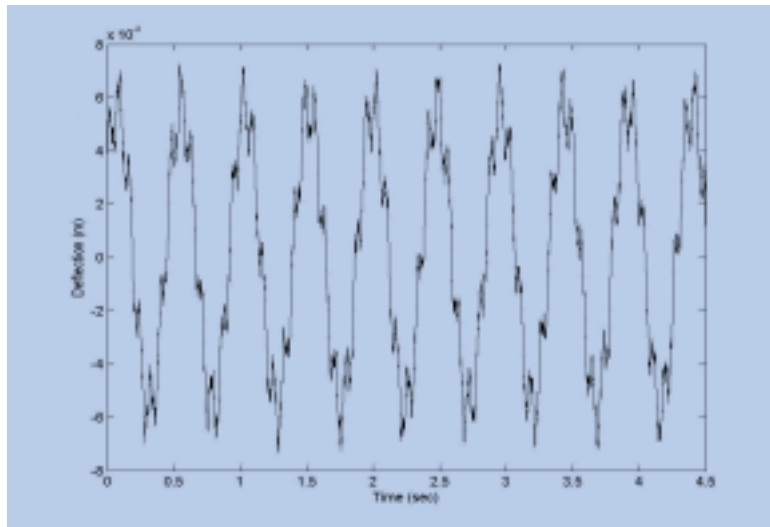


Figure 5. Beam fluctuation at the end point before cancellation

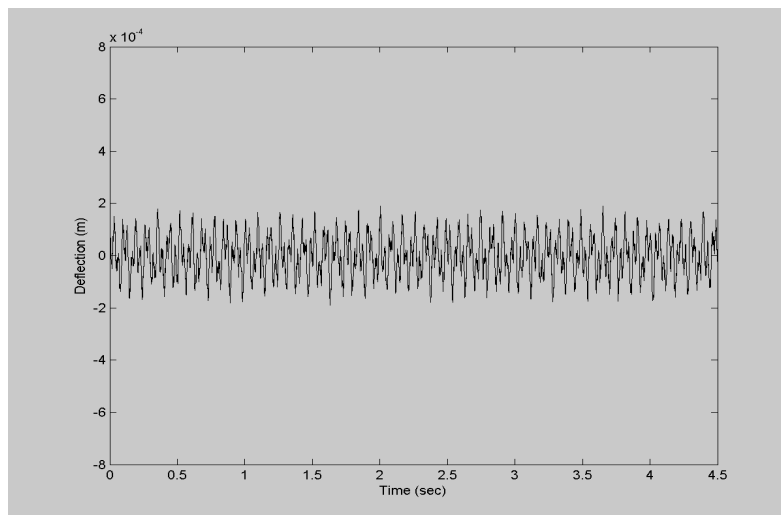


Figure 6. Beam fluctuation at the end point after cancellation in implementing AVC using ANFIS

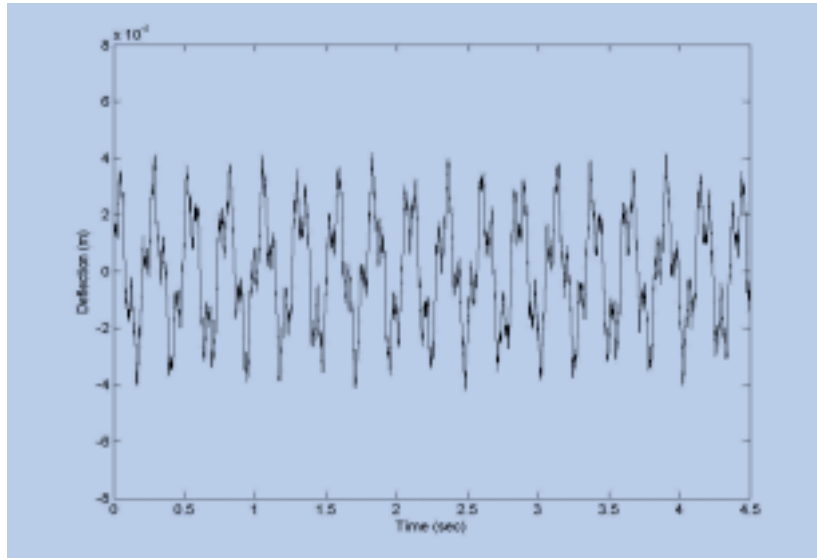


Figure 7. Beam fluctuation at the end point after cancellation in implementing the AVC system using GAs

This is further demonstrated in the Figures 8 and 9. In Figure 8, the solid line depicts the auto-power spectral density before cancellation and the dotted line depicts the auto-power spectral density after cancellation in implementing the AVC system using ANFIS. In contrast, Figure 9 presents the performance of GAs based controller, where the solid line represents before cancellation and dotted line represents after cancellation. It is noted that a significant level of reduction is achieved by ANFIS for the first resonant frequency. As compared to the GAs based AVC system, ANFIS based system offers about 4 times better performance at first resonant mode. However, this level of vibration suppression is not consistent for the higher resonant modes. In contrast, the GAs based AVC system achieved relatively better performance at higher resonant modes. This is further demonstrated in Figures 10, 11 and 12. Figure 10 depicts the fluctuation along the length of the beam before cancellation for a period of 5 sec. Figure 11 and 12 show the corresponding beam fluctuation after cancellation using GAs and ANFIS based AVC system, respectively.

## 4 Concluding Remarks

This paper has presented an investigation into the comparative performance of intelligent identification and active control algorithms for a flexible beam system in transverse vibration. MATLAB GA and Fuzzy Logic Tool boxes have been used for GAs and ANFIS based AVC system design, respectively. The identification and control algorithms have been implemented and verified to demonstrate the capabilities through a set of experiments. A comparative performance in implementing the AVC system using GAs and ANFIS has been presented and discussed. It is noted that the ANFIS based system identification algorithm has been offered relatively better error convergence but requires relatively computing effort. It is also noted that a significant level of vibration cancellation has been achieved by ANFIS based AVC system at the lower resonant mode. However, GAs based AVC system shows relatively better performance at higher resonant modes.

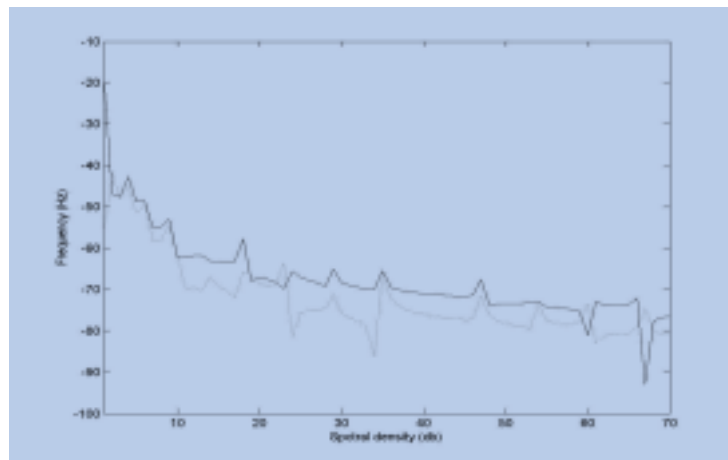


Figure 8. Auto-power spectral density at the end point (solid line represents before cancellation and dotted line represents after cancellation in implementing the AVC system using ANFIS)



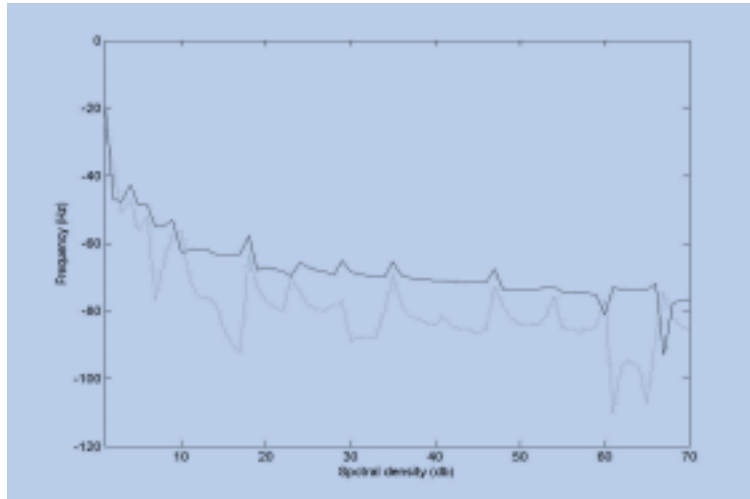


Figure 9: Auto-power spectral density at the end point (solid line represents before cancellation and dotted line represents after cancellation in implementing the AVC using GAs)

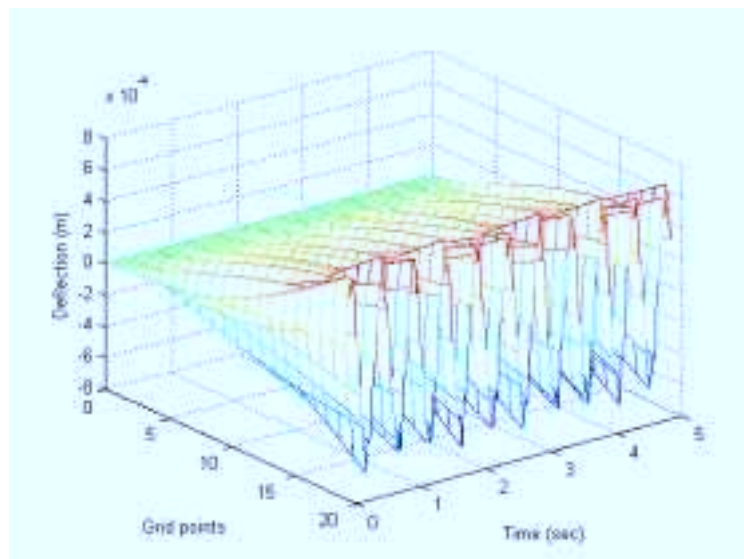


Figure 10. Beam fluctuation along its length before cancellation

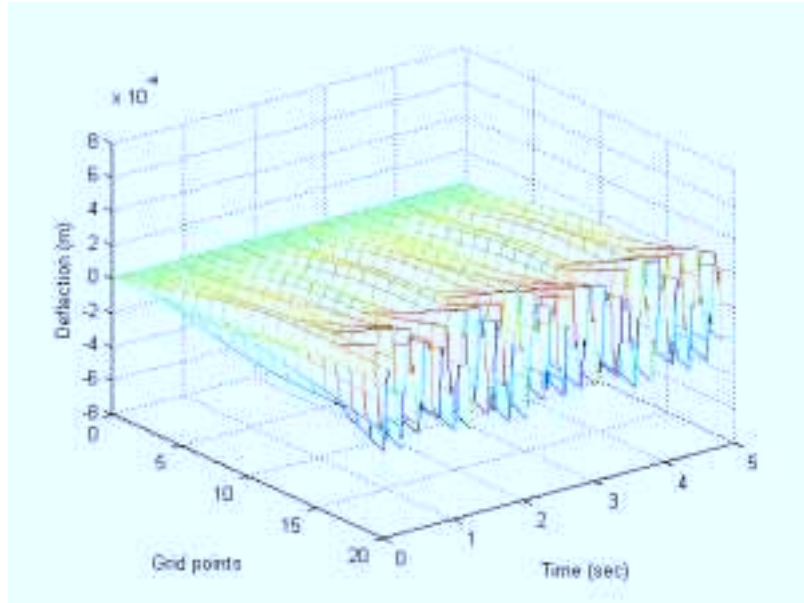


Figure 11. Beam fluctuation along its length after cancellation in implementing the AVC system using GAs

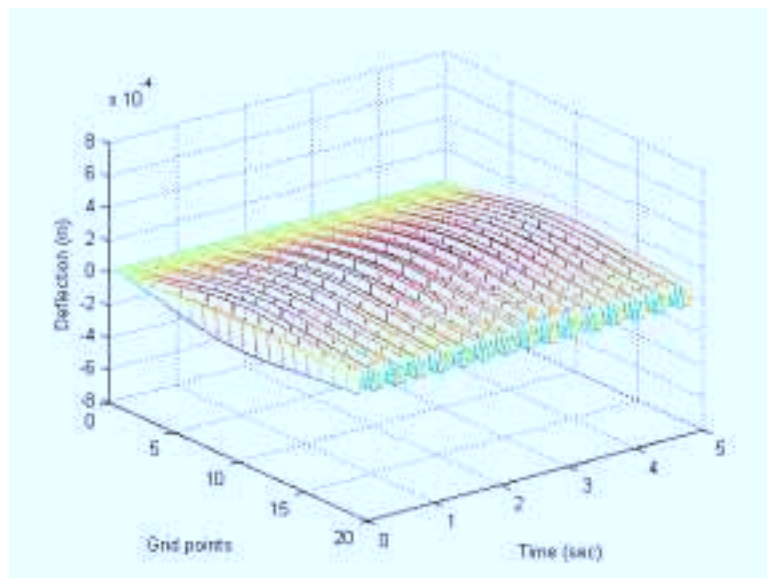


Figure 12. Beam fluctuation along its length after cancellation in implementing AVC using ANFIS

## References

- Chaplin, G. B. B. and Smith, R. A. (1981), Active control of repetitive noise and vibration. *Proceedings of the Institute of Acoustics*, February, pp. 9-12.
- Chen H. and Zhang, J., 1990, "Identification and adaptive control for systems with unknown orders, delay, and coefficients", *IEEE Transaction on Automatic Control*, Vol. 35, No. 8, pp.866-877.
- Elliott, S. J. and Nelson, P. A. (1986), An adaptive algorithm for multichannel active control, *Proceedings of the Institute of Acoustics*, **8**, (Part 1), pp. 135-147.
- Elliott, S. J., Stothers, I. M. and Nelson, P. A. (1987), A multiple error LMS algorithm and its application to the active control of sound and vibration, *IEEE Transactions on Acoustics, Speech, and Signal Processing*, **35**, (10), pp. 1423-1434.
- Hossain, M. A., Madkour, A A, M., Dahal, K. P and Yu, H., 2004, "Intelligent active vibration control for a flexible beam system", *IEEE Conference on Intelligent and Cybernetic Systems 2004*, Northern Ireland, UK, Paper No. E2
- Jang, J. S. R and Gulley, N., 1 995, "Fuzzy Logic toolbox User™s Guide", The Mathworks Inc.
- Jang, J. S. R. , 1993, "ANFIS: Adaptive-Network-based Fuzzy Inference Systems," *IEEE Transactions on Systems, Man, and Cybernetics*, Vol. 23, No.3, pp. 665-685.
- Kourmoulis, P. K., 1990, "Parallel processing in the simulation and control of flexible beam structure systems", PhD thesis, Dept. of Automatic Control & Systems Engineering, The University of Sheffield.
- Madkour, A A, M., Hossain, M.A., Dahal, K. P and Yu, H., 2004, "Real-time System Identification using Intelligent Algorithms", *IEEE Conference on Intelligent and Cybernetic Systems 2004*, Northern Ireland, UK, Paper No. N2.

- Tokhi, M. O, Hossain, M. A, and Shaheed, M. H, 2002, "Parallel Computing for Real-time Signal Processing and Control", Springer Verlag.
- Tokhi, M. O. and Hossain, M. A. , 1994, "Self-tuning active vibration control in flexible beam structures", *Proceedings of IMechE-I: Journal of Systems and Control Engineering*, vol. 208, pp. 263-277.
- Tokhi, M. O. and Hossain, M. A., 1997, "Evolutionary adaptive active vibration control" *Proc Inst. Mechanical Eng.*, Vol. 211(part 1), pp. 183-193.
- Tokhi, M. O. Leitch, and R. R., 1991, "Design and implementation of self-tuning active noise control systems", *The IEE Proceed.-D: Control Theory and Applications*, vol. 138, No. 5, pp. 421-430.
- Xia Land and Moore, J. B, 1989 "Recursive Identification of over parameterized systems", *IEEE Transaction on Automatic Control*, No. 34. pp. 210-228.